

# PROSTHETIC SOCKS

KCN | KCM | KCW



The ALPS™ prosthetic sock is lightweight and soft, providing cushioning and comfort for a superior fit.

## PRODUCT SPECIFICATIONS

### THREE STYLES

NARROW,  
MEDIUM, & WIDE

### THREE SIZES

1, 3, & 5 PLY

### THREE THICKNESSES

EXTRA SHORT, SHORT,  
REGULAR, & LONG


### FOUR LENGTHS

**DISTAL HOLE**  
WITHOUT PLASTIC  
REINFORCEMENT



**DISTAL HOLE**  
WITH PLASTIC  
REINFORCEMENT

**i** Prevents fraying of the  
seam around the distal hole.



**NO HOLE**  
SEAMED DISTAL END



## HIGHLIGHTS



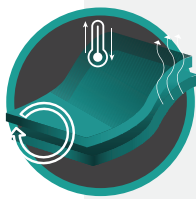
Assists with volume fluctuation



Coolmax® fibers allow a cool,  
comfortable wear



Keeps its shape over time; minimal  
stretch and will not mat down



MADE WITH PREMIUM  
COOLMAX® FIBERS

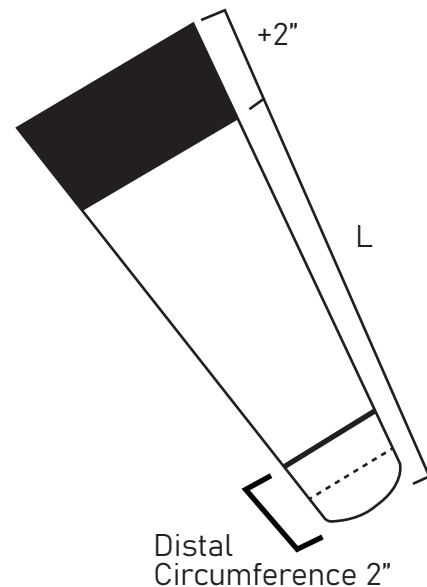
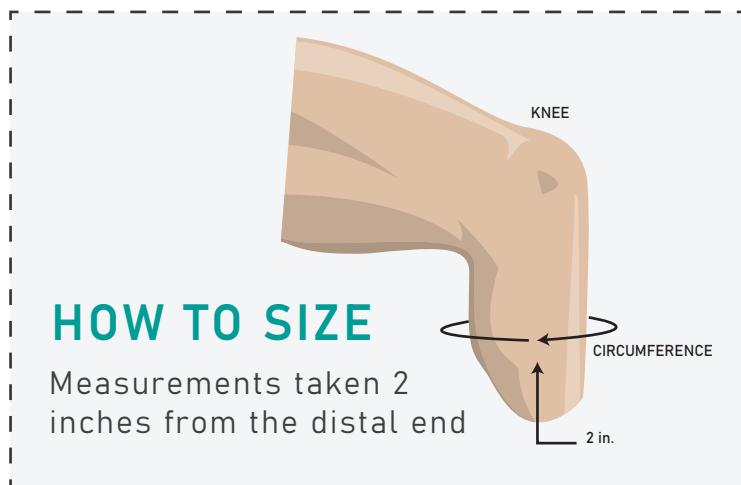
CREATES A MOISTURE MANAGEMENT  
SYSTEM TO MOVE PERSPIRATION  
AWAY FROM THE BODY AND  
THROUGH THE FABRIC, WHERE IT  
CAN EVAPORATE QUICKLY.



#makinglivesbetter

MAKING LIVES BETTER

## FITTING DIAGRAM



## SIZING CHART

**FIND THE  
PERFECT FIT.**

### PRODUCT NUMBER

KCN-XX-XX	NARROW SOCKS	NO HOLE, REINFORCED HOLE, OR HOLE
KCM-XX-XX	MEDIUM SOCKS	NO HOLE, REINFORCED HOLE, OR HOLE
KCW-XX-XX	WIDE SOCKS	NO HOLE, REINFORCED HOLE, OR HOLE

\* XX indicates size, see sizing chart and illustrations below for details on sizing and differences between configurations.

MEASURED SIZE (CM) Distal Circumference	LENGTH OF SOCKET + 2 inches	SOCK Description	ALPS PART NUMBER
8"-9" (20-23 cm)	8"-10" (20-26 cm)	Narrow Extra Short	KCN-08-(ply)(N/HR/H)
8"-9" (20-23 cm)	10"-14" (26-36 cm)	Narrow Short	KCN-10-(ply)(N/HR/H)
8"-9" (20-23 cm)	14"-18" (36-46 cm)	Narrow Regular	KCN-14-(ply)(N/HR/H)
8"-9" (20-23 cm)	18"-24" (46-60 cm)	Narrow Long	KCN-18-(ply)(N/HR/H)
9"-12" (23-31 cm)	8"-10" (20-26 cm)	Medium Extra Short	KCM-08-(ply)(N/HR/H)
9"-12" (23-31 cm)	10"-14" (26-36 cm)	Medium Short	KCM-10-(ply)(N/HR/H)
9"-12" (23-31 cm)	14"-18" (36-46 cm)	Medium Regular	KCM-14-(ply)(N/HR/H)
9"-12" (23-31 cm)	18"-24" (46-60 cm)	Medium Long	KCM-18-(ply)(N/HR/H)
12"-14" (31-36 cm)	8"-10" (20-26 cm)	Wide Extra Short	KCW-08-(ply)(N/HR/H)
12"-14" (31-36 cm)	10"-14" (26-36 cm)	Wide Short	KCW-10-(ply)(N/HR/H)
12"-14" (31-36 cm)	14"-18" (36-46 cm)	Wide Regular	KCW-14-(ply)(N/HR/H)
12"-14" (31-36 cm)	18"-24" (46-60 cm)	Wide Long	KCW-18-(ply)(N/HR/H)

(N) - No Hole  
(HR) - Hole Reinforced  
(H) - Hole, No Reinforcement



T: 727.528.8566 | 800.574.5426 | F: 727.528.8862

[www.easyliner.com](http://www.easyliner.com) | [info@easyliner.com](mailto:info@easyliner.com)

2895 42nd Avenue North St. Petersburg, Florida 33714

